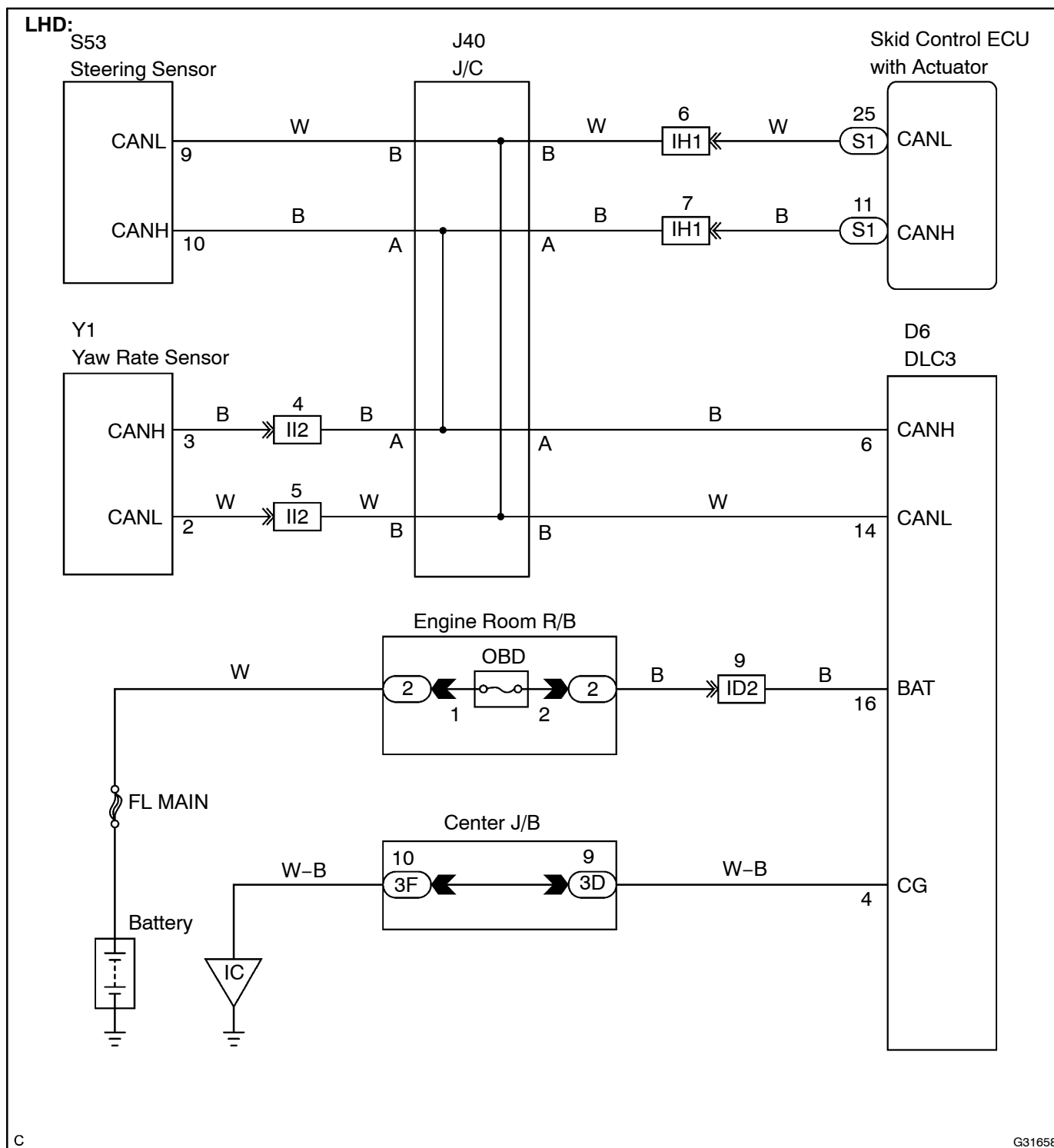


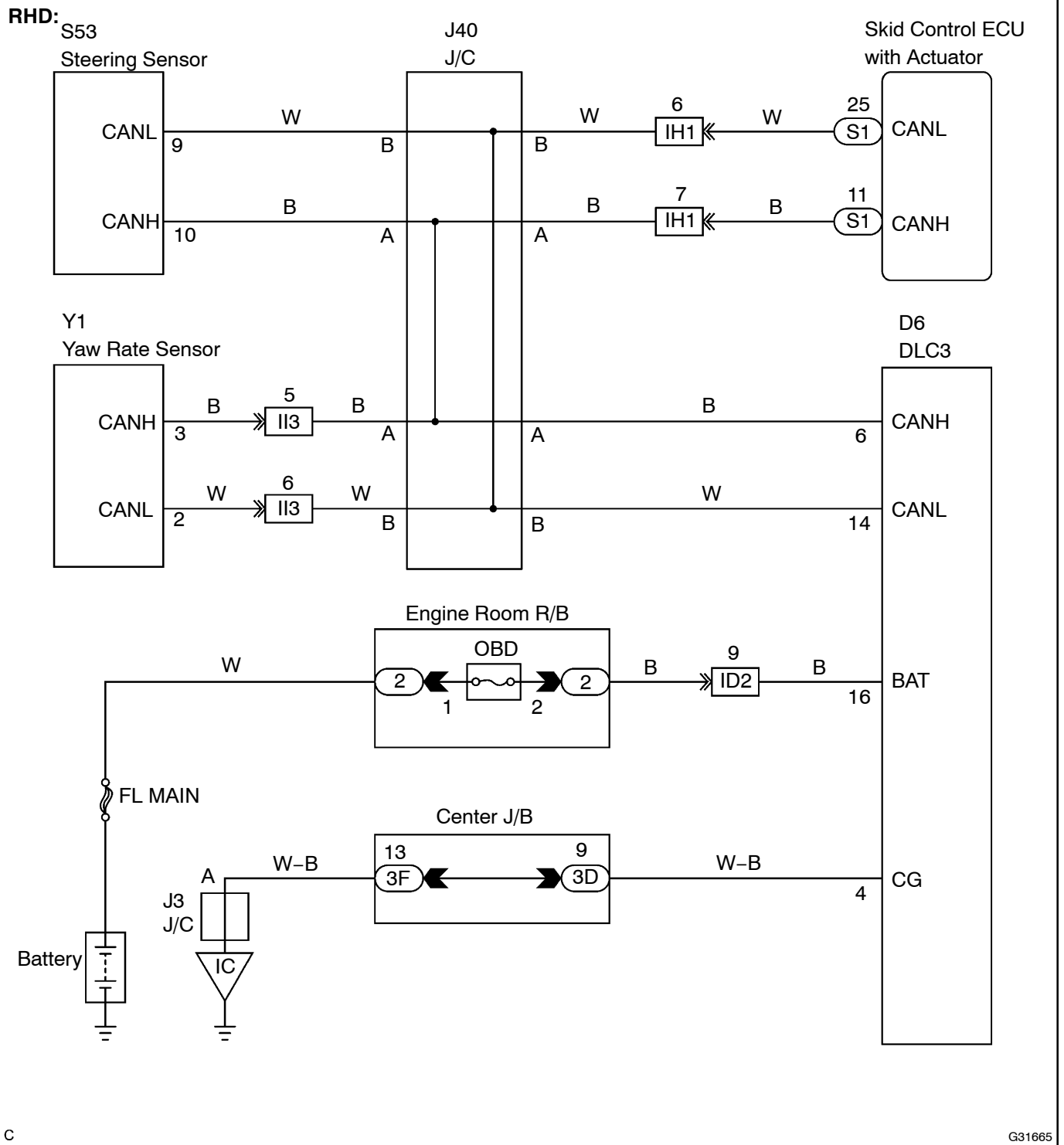
CHECK CAN BUS LINE

CIRCUIT DESCRIPTION

When any DTC for the CAN communication is output, first measure the resistance between the terminals of the DLC3 to specify the trouble area.

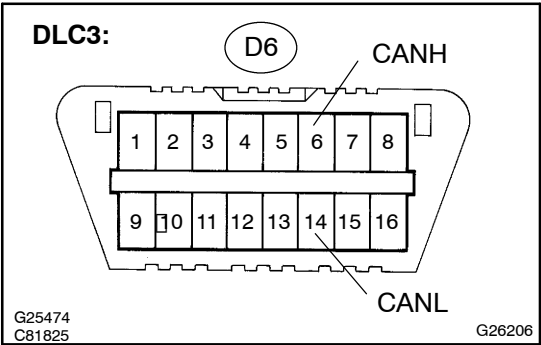
WIRING DIAGRAM



RHD:

INSPECTION PROCEDURE

1 CHECK CAN BUS LINE (MAIN BUS LINE FOR DISCONNECTION, BUS LINES FOR SHORT CIRCUIT)



(a) Measure the resistance according to the value(s) in the table below.

Standard:

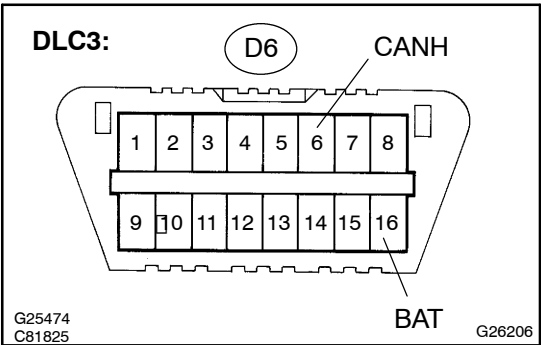
Tester connection	Condition	Specified value	Result
D6-6 (CANH) – D6-14 (CANL)	IG switch OFF	54 to 69 Ω	OK
D6-6 (CANH) – D6-14 (CANL)	IG switch OFF	69 Ω or higher	NG-A
D6-6 (CANH) – D6-14 (CANL)	IG switch OFF	Below 54 Ω	NG-B

NG-A CHECK CAN MAIN BUS LINE FOR DISCONNECTION (SEE PAGE 05-1278)

NG-B CHECK CAN BUS LINES FOR SHORT CIRCUIT (SEE PAGE 05-1281)

OK

2 CHECK CAN BUS LINE (CAN-H) FOR SHORT TO +B



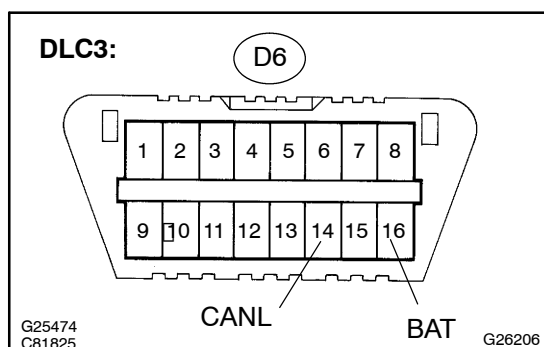
(a) Measure the resistance according to the value(s) in the table below.

Standard:

Tester connection	Condition	Specified value
D6-6 (CANH) – D6-16 (BAT)	IG switch OFF	1 MΩ or higher

NG CHECK CAN BUS LINE (CAN-H) FOR SHORT TO +B (SEE PAGE 05-1285)

OK

3 CHECK CAN BUS LINE (CAN-L) FOR SHORT TO +B

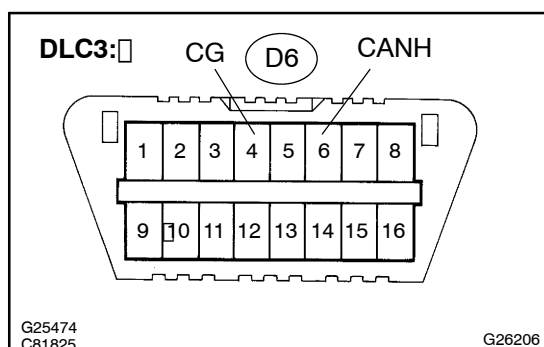
(a) Measure the resistance according to the value(s) in the table below.

Standard:

Tester Connection	Condition	Specified Value
D6-14 (CANL) - D6-16 (BAT)	IG switch OFF	1 MΩ or higher

NG

CHECK CAN BUS LINE (CAN-L) FOR SHORT TO +B (SEE PAGE 05-1290)

OK**4 CHECK CAN BUS LINE (CAN-H) FOR SHORT TO GND**

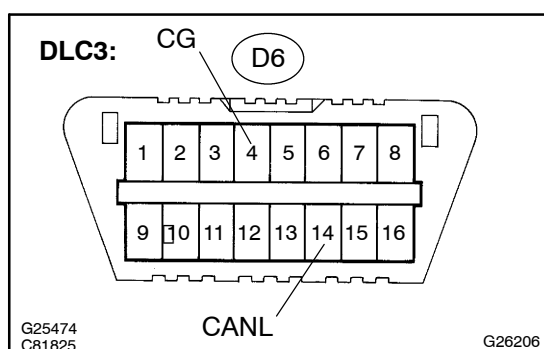
(a) Measure the resistance according to the value(s) in the table below.

Standard:

Tester Connection	Condition	Specified Value
D6-4 (CG) - D6-6 (CANH)	IG switch OFF	3 kΩ or higher

NG

CHECK CAN BUS LINE (CAN-H) FOR SHORT TO GND (SEE PAGE 05-1295)

OK**5 CHECK CAN BUS LINE (CAN-L) FOR SHORT TO GND**

(a) Measure the resistance according to the value(s) in the table below.

Standard:

Tester Connection	Condition	Specified Value
D6-4 (CG) - D6-14 (CANL)	IG switch OFF	3 kΩ or higher

NG

CHECK CAN BUS LINE (CAN-L) FOR SHORT TO GND (SEE PAGE 05-1301)

OK

HOW TO PROCEED WITH TROUBLESHOOTING (SEE PAGE 05-1261)